

CIR/48/2025-26

Date: 1st April 2026

Dear Parents,

Greetings from Amanora School!

This is with reference to our circular bearing No. 47 dated 27th March, 2026, as part of our ongoing efforts to improve administrative efficiency and enhance your digital experience, Amanora School is moving from the current ERP system, Neverskip, to a new platform, **MyClassboard**.

From 1st April 2026 onwards, all fee-related details for the Academic Year 2026–27, including payment history and outstanding dues, will be available only on the **MyClassboard platform**. Kindly note that the Neverskip application will be discontinued for use in the upcoming academic year.

We request you to kindly download and retain all previous fee-related records from Neverskip, as they will not be accessible after **5th April, 2026**.

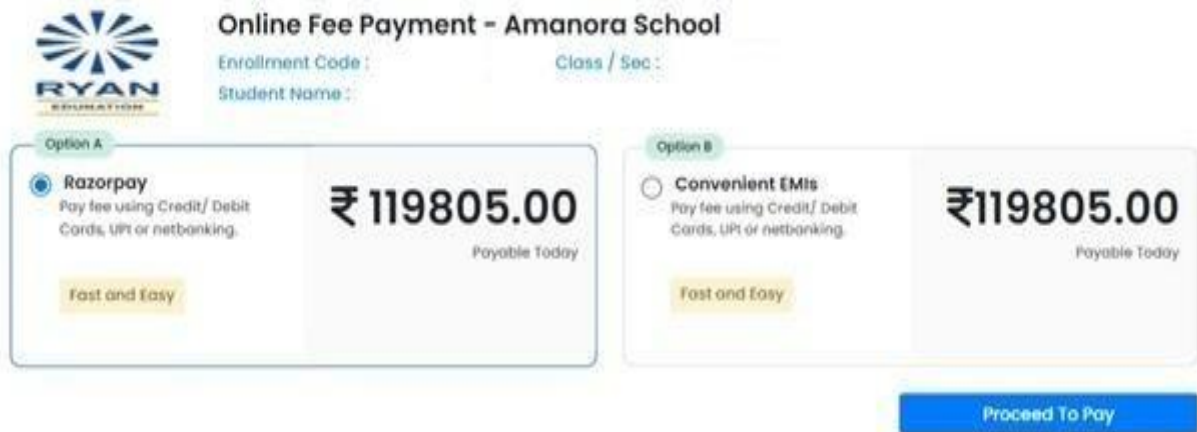
To stay updated with your ward’s records, please follow the steps below to access **MyClassboard**:

- Access the **web portal** using the following link: <https://Edunation.myclassboard.com>
- **Please refrain from downloading any mobile app unless officially communicated by the school; use only the provided web link for making payments.**
- The **MyClassboard** team will share your **User ID and password** on your registered email ID with the school records on or before **3rd April 2026**
- Log in using the credentials received on the **MyClassboard** web portal.
- After logging in, you may reset your password and proceed to make fee payments under the **“Pay / View Fees”** section.

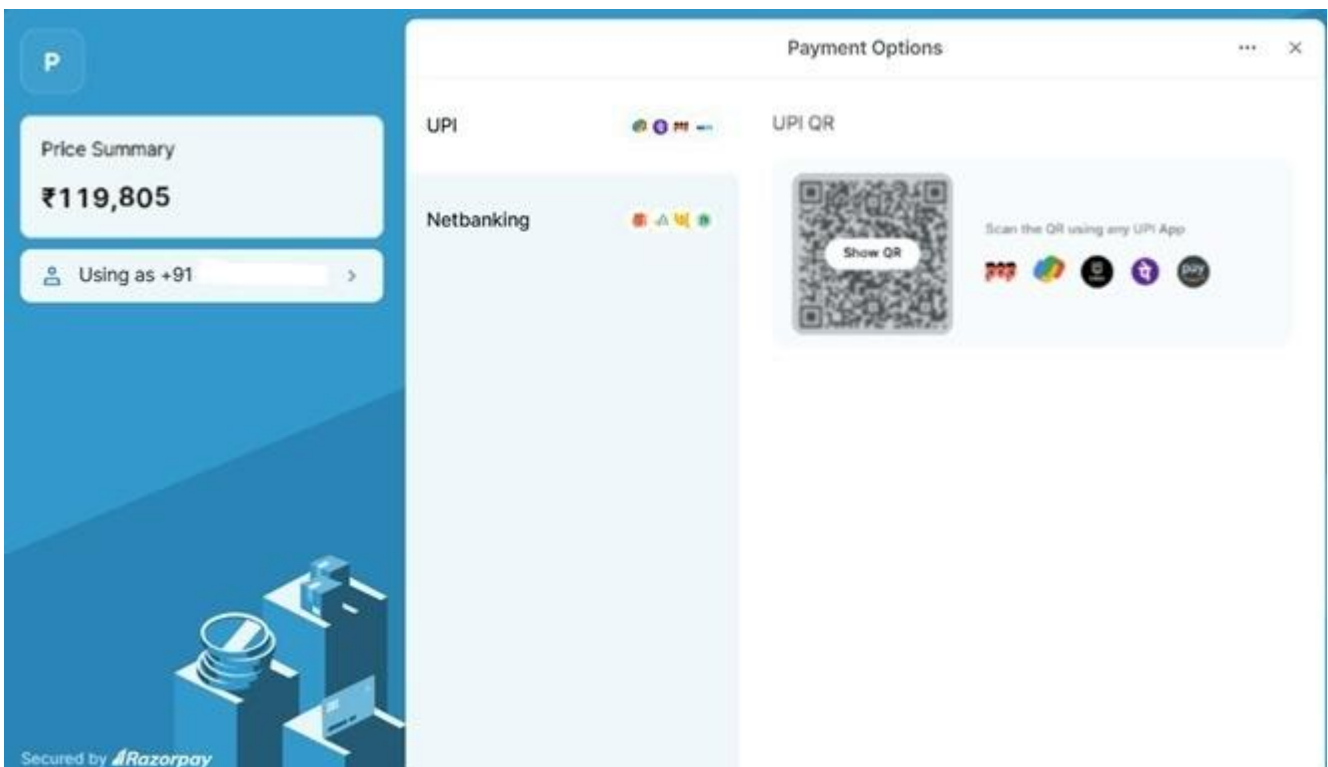
Option	Payment Mode	When to Choose	Details / Support
Option 1	Razorpay (For Lump sum payment)	If you wish to pay the full/lump sum amount (Valid till 30th April, 2026)	Select Razorpay after being redirected to the payment page and complete the payment in one go.
Option 2	Convenient Installments (via Grayquest both Lumpsum and EMI You can Select)	Here you will get Lumpsum and EMI both options for payment (9 EMI option valid till 10th April, 2026)	Select “Convenient EMIs” on the payment page. For support, contact Grayquest representatives: Shubham Iche – 8356843638, Support Team – 08071714257, Aarti Chaurse – 9765594394.

Below are the steps for example:

Option 1: Select the “Pay Now” and “Continue” options to be redirected to a second page, where you can choose between two payment gateways—Razorpay and Convenient EMI—as shown below.



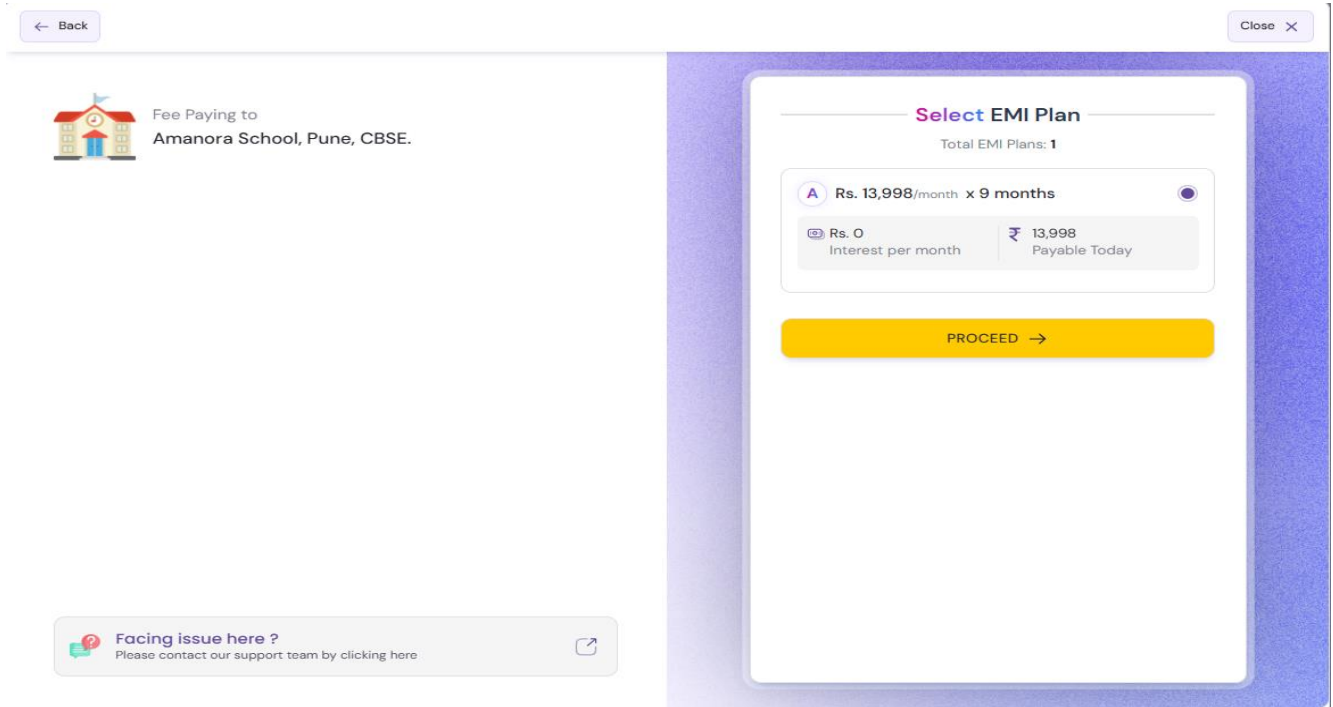
Selecting the Razorpay option (for lump sum payment) will provide two payment methods: **UPI/QR code** and **Internet banking**, as shown below.



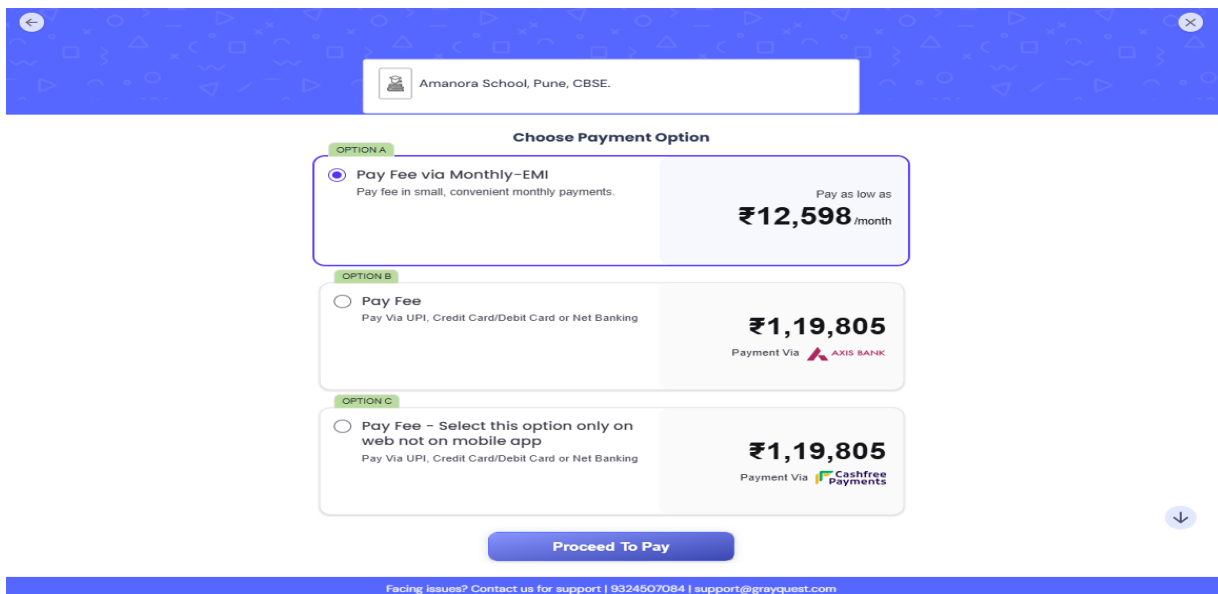
Option 2: Convenient EMI – The second payment gateway offers three payment options:

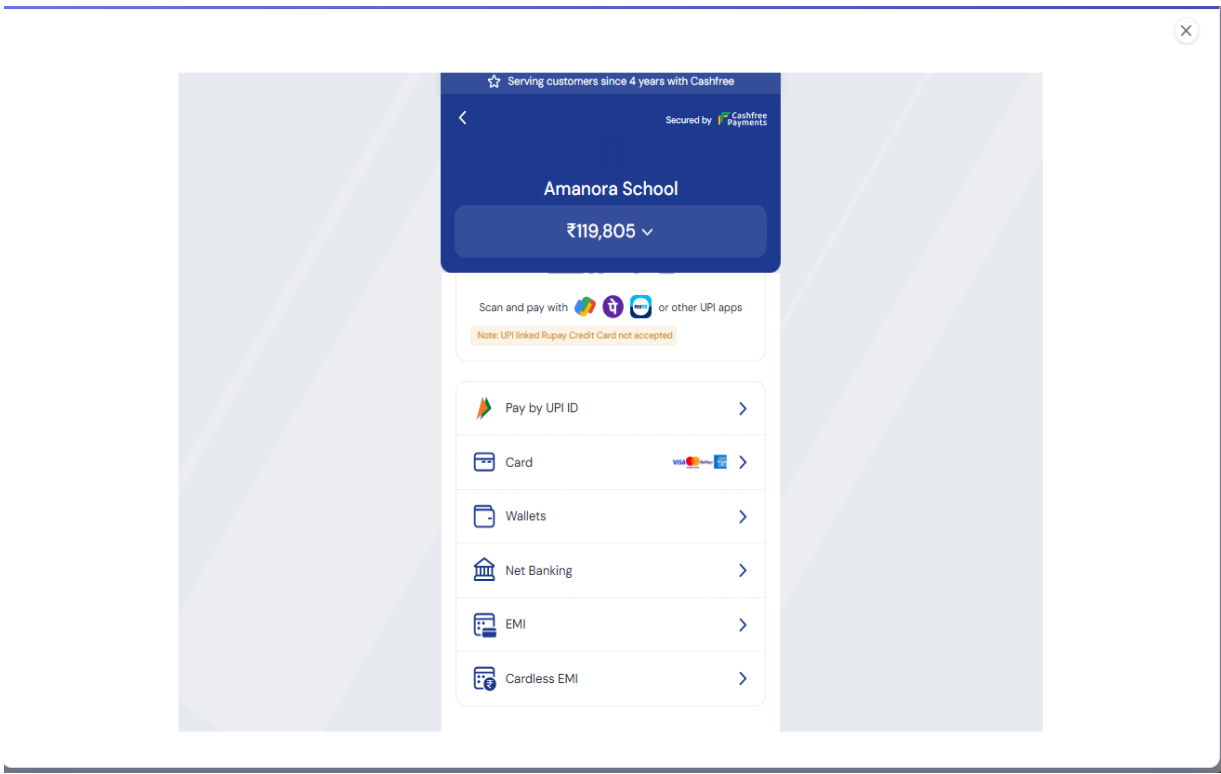
- A) Through EMI
- B) Lump sum payment via Axis and
- C) Lump sum payment via Cash Free Payments.

IF you want to pay through EMI option select 1st option and process for signup process



For lump sum payment, please select the “Payment via Cashfree” option. This will provide multiple payment methods, including UPI, QR code, card, and internet banking.





If you notice any discrepancies in the data migrated from Neverskip, please contact at accountant@amanoraschool.edu.in in the Accounts Department. We appreciate your cooperation and thank you for your continued support as we upgrade our systems to better serve you.

Best regards,



Mr. Vinayak Koparde
Adminhead
Amanora School